


Universal Sight Mounting Fixture

Guarantees true spacing and alignment of scope mount, receiver sight and shotgun bead holes.



Features

- Precision machining from solid aluminum casting ensures all components are perfectly aligned.
- Accommodates any single barrel long gun including bolt actions, lever actions, and pump actions, as long as the barrel can be laid into the fixture's "V" blocks. The two hardened steel "V" blocks are accurately ground on the "V" as well as the shaft and are independently adjustable for height.
- The movable over-arm has built-in spacing increments of .500" and .860" between center, for locating pilot holes to standard spacing.
- The over-arm is keyed and slides within a T-slot in either direction, to allow for drilling holes to custom spacing. It's always in true alignment with the exact center of the gun barrel.
- Stop block provides infinite spacing.
- Drill "runout" is minimized because the drill is guided in a hardened and ground drill bushing. When you're ready to tap the hole, another bushing of the correct size is substituted for the drill bushing to help guide the tap straight and true. This prevents tap breakage.

Order No.	Description
UF1000	Universal Sight Mounting Fixture with 6-48 Bushing Set (see Order No. UF1000-UB0648 for sizes)
UF1000-UB0356	3-56 Bushing Set (2 Bushings), Marked #45 (drill), #36 (tap)
UF1000-UB0648	6-48 Bushing Set (3 Bushings), Marked #7/64 (pre-drill), #31 (drill), #27 (tap)
UF1000-UB0840	8-40 Bushing Set (3 Bushings), Marked #30 (pre-drill), #28 (drill), #18 (tap)
UF1000-UB1032	10-32 Bushing Set (3 Bushings), Marked #25 (pre-drill), #21 (drill), #9 (tap)

Web



Go to our Video Library to view our Universal Sight Mounting Fixture video.

Gun Screw Assortment

A great way to be sure you have what you need, when you need it.



Features

- Use for mounting receiver sights, scope mounts, etc.
- Heat treated and blued.
- Includes 12 each of 23 of the most popular sizes and types (see Table 1).
- Priced substantially lower than the cost of buying the same screws individually.

Order No.	Description
GSA200	Gun Screw Assortment

Table 1. Standard Gun Screws Reference Chart (lengths given are under the screw head)

Thread Size	Fillister Head (Type A)	Oval Head (Type B)	Plug Screw (Headless) (Type C) Not heat treated.
6-48 (.200" Head O.D.)	1/8", 3/16", 1/4", 5/16", 3/8", 7/16", 1/2"	1/8", 3/16", 1/4", 5/16", 3/8", 7/16", 1/2"	1/8"
8-40 (.240" Head O.D.)	3/16", 1/4", 3/8"	3/16", 1/4", 3/8"	1/8"
10-32	—	—	1/8"

Gunsmithing Tools

Headspace Gages

The proper use of **Headspace Gages** is the most reliable way to test rifle chamber length.



Safety and performance are on the line. Improper headspace may be dangerous to the shooter as well as an impairment to accuracy.

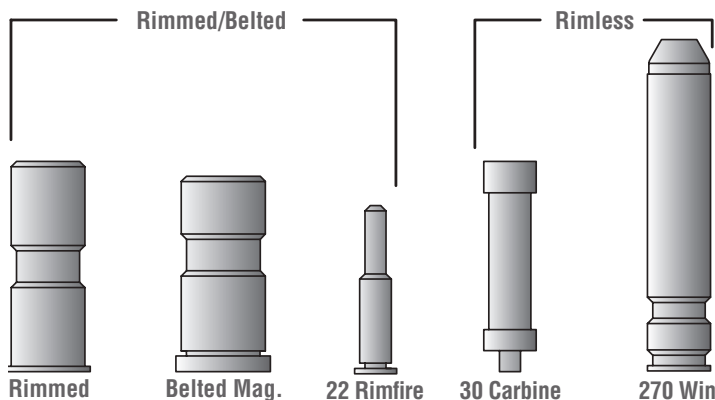
Excessive headspace may lead to gas leakage around the case or head separation and the sudden release of high pressure gas. Insufficient or excessively tight headspace may cause malfunctions such as failure to lock. It often makes extraction difficult and may cause dangerous stresses on the mechanism, which may, in turn, shorten component life expectancy or lead to failure.

Features

- Large caliber selection of both rimmed/belted and rimless gages.
- Three lengths of Headspace Gages for most rifle calibers offered (GO, NO-GO, FIELD).
- Manufactured from top-quality, hardened steel and precision ground to ANSI and SAAMI tolerances.
- Headspace tolerance ground to a very exacting $\pm .00015"$.
- Each Headspace Gage thoroughly inspected with NIST-certified measurement tools.

Ordering Information

Headspace Gages are available to fit a wide variety of rifle chambers. Ordering information is on pages 4-5.



5.56 NATO and 7.62 NATO Headspace Gages

Specifically designed and manufactured to check slightly longer NATO chambers.



The 5.56 NATO maximum chambering requires a slightly longer headspace than the commercial 223 cal. Rem. The 7.62 NATO chambering requires a longer headspace than the commercial 308 Win.

Two Headspace Gages (minimum and maximum chambers) are available for each NATO chambering. There is not a mid-range NO-GO gage available.

Features

- Minimum rifle chamber gage checks to ensure that the rifle will accept the longest (headspace dimension) NATO ammunition cases that are currently manufactured.
- Maximum rifle chamber gage checks to ensure that the rifle does not have excessive headspace.

Order Number	Description	Length
5.56 NATO Headspace Gage		
HG0223G	Minimum chamber	1.4636"
HG556NATOMax	Maximum chamber	1.4736"
7.62 NATO Headspace Gage		
HG762NATOMin	Minimum chamber	1.6355"
HG762NATOMax	Maximum chamber	1.6455"

Web



Our website provides extensive information about how to choose the correct Headspace Gage. Go to forsterproducts.com and click **Gunsmithing » Headspace Gages**.

Gunsmithing Tools

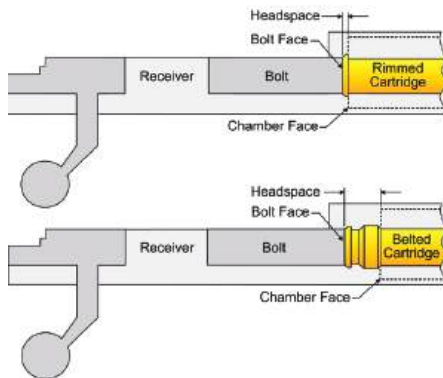
What Is Headspace?

According to the Sporting Arms and Ammunition Manufacturers' Institute (SAAMI), which sets product standards for firearms and ammunition, headspace is "the distance from the face of the closed breech of a firearm to the surface in the chamber on which the cartridge case seats." Some shooters are under the misconception that headspace is fixed over the life of the firearm. Headspace can increase after repeated use of ammunition that causes too much pressure. One should routinely check rifle chamber headspace every thousand rounds.

Headspace is measured differently depending on whether the firearm's caliber uses rimmed, belted, or rimless cartridges.

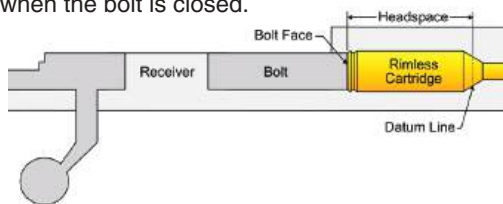
Rimmed and Belted Cartridges

Headspace = distance between the bolt face and the top of the rim (chamber face) when the bolt is closed.



Rimless Cartridge

Headspace = distance between the bolt face and a datum line (determined by SAAMI) where the front of the cartridge rests on its shoulder when the bolt is closed.



Choosing the Correct Headspace Gauge

Forster Products offers three lengths of headspace gages per rifle caliber. In order from the shortest to longest, they are **GO**, **NO-GO**, and **FIELD**:

- 1. GO:** Corresponds to the minimum chamber dimensions. If a rifle closes on a GO gage, the chamber will accept ammunition that is made to SAAMI maximum specifications. The GO gage is essential for checking a newly-reamed chamber in order to ensure a tight, accurate, and safe chamber that will accept SAAMI maximum ammo.
- 2. NO-GO:** Corresponds to the maximum headspace we recommend for gunsmiths' chambering new bolt-action rifles. This is *not* a SAAMI-maximum measurement. If a rifle closes on a NO-GO gage, it may still be within SAAMI specifications, or it may have excessive headspace. To determine if there is excessive headspace, the chamber should then be checked with a FIELD gage. The NO-GO gage is a valuable tool for gunsmiths' reaming new chambers, in order to ensure tight and accurate headspace.
- 3. FIELD:** Corresponds to the longest safe headspace. If a rifle closes on a FIELD gage, its chamber is dangerously close to, or longer than, SAAMI-specified maximum chamber size. If chamber headspace is excessive, the gun should be taken out of service until it has been inspected and repaired by a competent gunsmith. FIELD gages are slightly shorter than the SAAMI maximum in order to give a small safety margin.

Gunsmithing Tools

Table 2. Headspace Gage Order Guide

Cartridge's Rifle Chamber	Headspace Gage	GO Order No.	NO GO Order No.	FIELD Order No.
219 Donaldson Wasp	30-30 WCF	BG3030G	BG3030N	BG3030F
219 Zipper	30-30 WCF	BG3030G	BG3030N	BG3030F
22 Short	22LR (Rimfire)	HG22RimG	HG22RimN	HG22RimF
22 Long	22LR (Rimfire)	HG22RimG	HG22RimN	HG22RimF
22LR Match	22LR (Rimfire)	HG22RimG	HG22RimN	HG22RimF
204 Ruger	204 Ruger	HG0204G	HG0204N	HG0204F
22 PPC	PPC	HG0PPCG	HG0PPCN	HG0PPCF
22 Savage Hi Pwr.	30-30 WCF	BG3030G	BG3030N	BG3030F
22-250	22-250	HG2225G	HG2225N	HG2225F
22-284	284 Win.	HG0284G	HG0284N	HG0284F
220 Swift	220 Swift	HG0220G	HG0220N	HG0220F
222 Rem.	222 Rem.	HG0222G	HG0222N	HG0222F
222 Rem. Mag.	222 Rem. Mag.	HG222MG	HG222MN	HG222MF
223 Rem.	223 Rem.	HG0223G	HG0223N	HG0223F
243 Win.	243 Win.	HG0243G	HG0243N	HG0243F
6mm-284	284 Win.	HG0284G	HG0284N	HG0284F
6mm PPC	PPC	HG0PPCG	HG0PPCN	HG0PPCF
6mm Rem. 244	244 Rem.	HG0244G	HG0244N	HG0244F
6x45	223 Rem.	HG0223G	HG0223N	HG0223F
6x47	222 Rem. Mag.	HG222MG	HG222MN	HG222MF
244 Rem.	244 Rem.	HG0244G	HG0244N	HG0244F
25-06	30-06 Spring.	HG3006G	HG3006N	HG3006F
25-35 WCF	30-30 WCF	BG3030G	BG3030N	BG3030F
25-284	284 Win.	HG0284G	HG0284N	HG0284F
257 Roberts	257 Roberts	HG0257G	HG0257N	HG0257F
257 STW	Std. Belted Mag. .535" O.D.	BG300MG	BG300MN	BG300MF
257 Wby.	Std. Belted Mag. .535" O.D.	BG300MG	BG300MN	BG300MF
260 Rem.	243 Win.	HG0243G	HG0243N	HG0243F
264 Win.	Std. Belted Mag. .535" O.D.	BG300MG	BG300MN	BG300MF
6.5-06	30-06 Spring.	HG3006G	HG3006N	HG3006F
6.5-284	284 Win.	HG0284G	HG0284N	HG0284F
6.5 Rem. Mag.	Std. Belted Mag. .535" O.D.	BG300MG	BG300MN	BG300MF
6.5 SKAN	6.5 SKAN	HGSKANG	HGSKANN	—
6.5 STW	Std. Belted Mag. .535" O.D.	BG300MG	BG300MN	BG300MF
6.5x55 Swede	6.5x55 Swede	HG6555G	HG6555N	HG6555F
6.5 Creedmoor	6.5 Creedmoor	HG65CRG	HG65CRN	HG65CRF
6.5x257 Roberts	257 Roberts	HG0257G	HG0257N	HG0257F
270 Wby.	Std. Belted Mag. .535" O.D.	BG300MG	BG300MN	BG300MF
270 Win.	30-06 Spring.	HG3006G	HG3006N	HG3006F
270-284	284 Win.	HG0284G	HG0284N	HG0284F
275 H&H	Std. Belted Mag. .535" O.D.	BG300MG	BG300MN	BG300MF
280 Rem.	280 Rem.	HG0280G	HG0280N	HG0280F
284 Win.	284 Win.	HG0284G	HG0284N	HG0284F
7mm-08	243 Win.	HG0243G	HG0243N	HG0243F
7mm-Int. R	30-30 WCF	BG3030G	BG3030N	BG3030F
7mm Mauser (7x57)	257 Roberts	HG0257G	HG0257N	HG0257F
7mm Rem. Mag.	Std. Belted Mag. .535" O.D.	BG300MG	BG300MN	BG300MF
7mm Wby. Mag.	Std. Belted Mag. .535" O.D.	BG300MG	BG300MN	BG300MF
7-30 Waters	30-30 WCF	BG3030G	BG3030N	BG3030F
30 Carbine	30 Carbine	HG0030G	HG0030N	HG0030F

Gunsmithing Tools

Table 2. Headspace Gage Order Guide (continued)

Cartridge's Rifle Chamber	Headspace Gage	GO Order No.	NO GO Order No.	FIELD Order No.
30 Herrett	30-30 WCF	BG3030G	BG3030N	BG3030F
308 Norma Mag.	Std. Belted Mag. .535" O.D.	BG300MG	BG300MN	BG300MF
307 Win.	30-30 WCF	BG3030G	BG3030N	BG3030F
308 Win.	243 Win.	HG0243G	HG0243N	HG0243F
7.62x54 Russian	7.62 x 54 Russian	—	BG762RN	BG762RF
300 Blackout	300 Blackout	HG0300G	HG0300N	HG0300F
30-06	30-06 Spring.	HG3006G	HG3006N	HG3006F
30-284	284 Win.	HG0284G	HG0284N	HG0284F
30-30	30-30 WCF	BG3030G	BG3030N	BG3030F
30-338 Win. Mag.	Std. Belted Mag. .535" O.D.	BG300MG	BG300MN	BG300MF
30-378 Wby.	Large Wby. Mag. .603" O.D.	BGWBYG	—	BGWBYF
30-40 Krag	30-40	BG3040G	BG3040N	BG3040F
300 H&H	Std. Belted Mag. .535" O.D.	BG300MG	BG300MN	BG300MF
300 Win. Mag.	Std. Belted Mag. .535" O.D.	BG300MG	BG300MN	BG300MF
300 Wby.	Std. Belted Mag. .535" O.D.	BG300MG	BG300MN	BG300MF
303 British	303 British	BG303G	BG303N	BG303F
303 Savage	30-30 WCF	BG3030G	BG3030N	BG3030F
32 Win. Sp.	30-30 WCF	BG3030G	BG3030N	BG3030F
32-40	30-30 WCF	BG3030G	BG3030N	BG3030F
8mm Mauser (8x57) ⁽¹⁾	8x57 Mauser	HG8X57G	HG8X57N	HG8X57F
8mm Mauser (8x57) ⁽²⁾	8x57 Mauser	HG8MMOLDG	HG8MMOLDN	HG8MMOLDF
8mm Rem. Mag.	Std. Belted Mag. .535" O.D.	BG300MG	BG300MN	BG300MF
338 Federal	243 Win.	HG0243G	HG0243N	HG0243F
338 Win. Mag.	Std. Belted Mag. .535" O.D.	BG300MG	BG300MN	BG300MF
338-06	30-06 Spring.	HG3006G	HG3006N	HG3006F
340 Wby.	Std. Belted Mag. .535" O.D.	BG300MG	BG300MN	BG300MF
35 Whelen	30-06 Spring.	HG3006G	HG3006N	HG3006F
35-284	284 Win.	HG0284G	HG0284N	HG0284F
350 Rem. Mag.	Std. Belted Mag. .535" O.D.	BG300MG	BG300MN	BG300MF
356 Win.	30-30 WCF	BG3030G	BG3030N	BG3030F
358 STA	Std. Belted Mag. .535" O.D.	BG300MG	BG300MN	BG300MF
358 Win.	243 Win.	HG0243G	HG0243N	HG0243F
375 H&H	Std. Belted Mag. .535" O.D.	BG300MG	BG300MN	BG300MF
375 Win.	30-30 WCF	BG3030G	BG3030N	BG3030F
378 Wby.	Large Wby. Mag. .603" O.D.	BGWBYG	—	BGWBYF
38-55 WCF	30-30 WCF	BG3030G	BG3030N	BG3030F
416 Rem.	Std. Belted Mag. .535" O.D.	BG300MG	BG300MN	BG300MF
416 Wby.	Large Wby. Mag. .603" O.D.	BGWBYG	—	BGWBYF
458 Win. Mag.	Std. Belted Mag. .535" O.D.	BG300MG	BG300MN	BG300MF
460 Wby.	Large Wby. Mag. .603" O.D.	BGWBYG	—	BGWBYF

Notes:

- (1) Used for checking the current SAAMI-specified 19° shoulder angle.
- (2) Used for checking the 20° 48' shoulder angle. This chamber is no longer manufactured.

Tip



1. **GO:** Corresponds to the minimum chamber dimensions.
2. **NO-GO:** Corresponds to the maximum headspace recommended for gunsmiths' chambering new bolt-action rifles.
3. **FIELD:** Corresponds to the longest safe headspace.

Go to forsterproducts.com and click Gunsmithing for more information about these three Headspace Gage lengths.

Gunsmithing Tools

Table 3. Caliber Interchangeability for Rimmed/Belted Headspace Gages

Use This Headspace Gage	To Check These Cartridges' Rifle Chambers
22 Rimfire	22 Short 22 Long, 22 LR Match
30-30 WCF	219 Donaldson Wasp 219 Zipper 22 Savage Hi Pwr. 25-35 WCF 7-30 Waters 7mm Int. R 30 Herrett 303 Savage 32 Win. Sp. 307 Win. 32-40, 356 Win. 375 Win. 38-55 WCF
Std. Belted Mag. .535" O.D.	257 Wby. 257 STW 264 Win. 6.5 STW 6.5 Rem. Mag. 270 Wby. 275 H&H 7mm Rem. Mag. 7mm Wby. Mag. 300 H&H 300 Wby. 300 Win. Mag. 30-338 Win. Mag. 308 Norma Mag. 338 Win Mag. 8mm Rem. Mag. 340 Wby. 350 Rem. Mag. 358 STA 375 H&H, 416 Rem. 458 Win. Mag.
Large Wby. Mag. .603" O.D.	30-378 Wby. 378 Wby. 416 Wby. 460 Wby.

Table 4. Caliber Interchangeability for Rimless Headspace Gages

Use This Headspace Gage	To Check These Cartridges' Rifle Chambers
PPC	22 PPC 6mm PPC
223 Rem.	223 Rem. 6x45
243 Win.	243 Win. 260 Rem. 7mm-08 308 Win. 338 Fed 358 Win.
244 Rem.	244 Rem. 6mm Rem-244
257 Roberts	257 Roberts 6.5x257 Roberts 7mm Mauser (7x57)
284 Win.	284 Win. 22-284 6mm-284 25-284 6.5-284 270-284 30-284 35-284
30-06 Spring.	25-06 6.5-06 270 Win. 30-06 8mm-06 338-06 35 Whelen

Web



Go to our Video Library to view our Headspace Gage video.

Gunsmithing Tools

Gunsmith Screwdriver Set

Most commonly used sizes in a convenient storage pouch.



001201

Features

- Includes eight commonly used screwdriver sizes.
- Handy, durable storage pouch may be hung near work area for easy access.

Order No.	Description
001201	Gunsmith Screwdriver Set (Includes Nos. 1, 2, 3, 4, 5, 14, 15, 16)

Gunsmith Screwdrivers

The right tool and the right quality for the job.



Features

- Hollow ground blades with square faces accurately fit screw slot for optimal torque, will not damage screw or chamfer work (see Fig. 1 in Table 5).
- Made of high-quality steel and carefully heat treated.
- Each screwdriver is an individual unit, no sloppy inserts to slip in and out.

Table 5. Gunsmith Screwdriver Order Guide

Fig. 1			Dimensions			
Order No.	No.	Use	A	B	C	D
<p>Forster Products Screwdriver Blade</p> <p>Other Screwdriver Blade</p>						
001051	1	Rem., Win., etc., plug screws, S&W side plate screws	1/8"	4"	0.023"	0.048"
001061	2	Lyman, Leupold, Redfield scope screws, backstrap six gun	3/16"	4"	0.032"	0.046"
001071	3	B&L, Weaver, Buehler scope mount screws	3/16"	4"	0.037"	0.046"
001081	4	Williams 10-32 screws	1/4"	4"	0.041"	0.062"
001091	5	Rem., Win., Sako, Savage, etc., guard screws	5/16"	4"	0.040"	0.062"
001101	6	Special for butt stock screws	3/8"	12"	0.065"	0.062"
001131	10	Win., O/U butt, Browning trigger guard	3/8"	4"	0.021"	0.062"
001161	13	Browning automatic receiver screws	1/4"	4"	0.024"	0.062"
001171	14	Guard screws, general purpose	5/16"	4"	0.034"	0.062"
001181	15	Guard screws, general purpose	5/16"	4"	0.037"	0.062"
001191	16	Redfield streamlined scope mount rings	11/64"	4"	0.031"	0.046"
018001	17	Small screws, general purpose	1/8"	4"	0.035"	0.048"

Web



Go to our Video Library to view the Gunsmith Screws and Screwdrivers video.

Gunsmithing Tools

Trigger Guard Screws

An inexpensive way to replace damaged guard screws to upgrade the appearance of your firearm.

Features

- Superior, hot salts blued finish.
- Machine-turned heads for tighter tolerances and better fit.
- Provided in sets of two, three, and four, depending on gun model.



Order No.	Model	No. of Screws in Set
GD2ENF	Enfield reg.	2
GD2ENS	Enfield straightened	2
GD2J65	6.5 Jap	2
GD2J77	7.7 Jap	2
GD2MNL	Mauser, non-locking	2
GD2SAK	Sako (except Model 75)	2
GD2SPK	Spring Krag	2
GD2SVG	Savage 99	2
GD2SXL	Spring. XLong Rear Tang (03A3)	2
GD3REM	Rem.	3
GD3WIN	Win. 70	3
GD3WIN54	Win. 54	3
GD4MLK	Mauser, locking type	4

Stockmakers Hand Screws

Tough enough for repeated trial fittings.

Features

- Used in the final, accurate fitting of stock to action.
- Precision manufacture and hardening allow repeated trial fittings.
- Provided in sets of two.



Order No.	Model	Order No.	Model
SMENFI	Enfield	SMWINC	Win. 70
SMJAP6	6.5 Jap	SMREMI	Rem. 700/721/722 Sav. 110, Wby. MK V Dakota
SMJAP7	7.7 Jap		
SMM AUS	Mauser 98		
SMSAKO	Sako (except Model 75)		
SMSPRI	Spring./Krag	SMRUGR	Ruger 77

Stock Inletting Guide Screws

Keeps action square during the stock inletting process.

Features

- Extra long, headless, and free of threads in the fitting area.
- Allow repeated removal of barreled action in and out of stock without removing screws.
- Provided in sets of two.



Order No.	Model	Order No.	Model
SIENFI	1914 Enfield, 1917 Enfield, SMLE	SISAKO	Sako Howa Vanguard Wby
SIJAP6	6.5 Jap	SISPKR	Spring./Krag
SIJAP7	7.7 Jap & CZ550	SIWINC	Win. 70
SIM AUS	Mauser	SIREMI	Rem. 700/721/722 Sav. 110 Wby. MK V Dakota
SIREMI	Rem. 700/721/722 Sav. 110 Wby. MK V Dakota		

Gunsmithing Tools

Swiv-O-Ling Vise

The most versatile, hassle-free vise for any workbench.

SV1000



Features

- Fully rotatable jaws tilt to your best working angle and securely lock in place – no need to unclamp, turn, and reclamp work.
- Case hardened jaws open to 1".
- Removable jaw tightening handle keeps handle from interfering with work.
- Overall height is 5 1/4".
- Gold anodized cast aluminum base drilled for mounting.

Order No.	Description
SV1000	Swiv-O-Ling Vise

Universal Drift Punch

A versatile tool for all semi-auto and pump long guns.

UDP100



Features

- Use to remove the cross pin that retains the trigger group to the receiver in virtually all semi-automatic and pump long guns.
- 3/16" solid brass shaft protects your firearm.

Order No.	Description
UDP100	Universal Drift Punch

"Gold" Inlay Filling Kit

Adds a touch of elegance to any engraved firearm.



001001



001041-021

Features

- Fills engraving and lettering on firearms.
- Enhances value of new or used guns.
- Includes enough material (vials of fine bronze powder, cleaner, sealant and application patches) for five to ten guns.
- "Silver" (vial of fine aluminum powder) available separately for use with the contents of the "Gold" Inlay Filling Kit.
- Ideal for other hobbies such as model railroad engines.

Order No.	Description
001001	"Gold" Inlay Filling Kit
018271	"Gold" Inlay Filling Kit (pack of 1 dozen)
001041-021	"Silver" Vial of Fine Aluminum Powder

Kwik-Fill Sandbag Filler

Helps get the sand in the bag instead of around it.

KF1000



Features

- Durable, compact funnel with a long drop tube.
- Easily fits into a range bag.

Order No.	Description
KF1000	Kwik-Fill Sandbag Filler

Web



Go to our Video Library to see videos of the "Gold" Inlay Filling Kit, Universal Punch, Swiv-O-ling Vise, and the Polishing Roll.



310 SE Lanark Avenue
Lanark, Illinois 61046
P: 815-493-6360 • F: 815-493-2371
forsterproducts.com

WARRANTY

All Forster Products are warranted against defects in materials and workmanship for the life of the product. Parts excluded from the warranty are those that, by nature of their function, are subject to normal wear (such as springs, pins, etc.) or that have been altered, abused, or neglected. If the product is deemed defective by workmanship or materials, it will be repaired, reconditioned or replaced (at Forster's option). This warranty supersedes all other warranties for Forster Products, whether written or oral.

ISO 9001: 2015 accredited

HG0001 Issue 5, March 2019